

# equio 300

## Software Upgrade

The new **Equio 300** is more than just an update, it's a complete redesign of the Equio software. With a sleek, more intuitive interface and innovative new features, it's built to elevate the user experience for both clinicians and patients.

### NEW FEATURES

#### User Interface

- More intuitive interface,
- Increased focus on the use of therapy programs over standalone games.



#### Assessments

- Enhanced evaluation protocols for more accurate patient assessment,
- Improved visual feedback and accessibility.

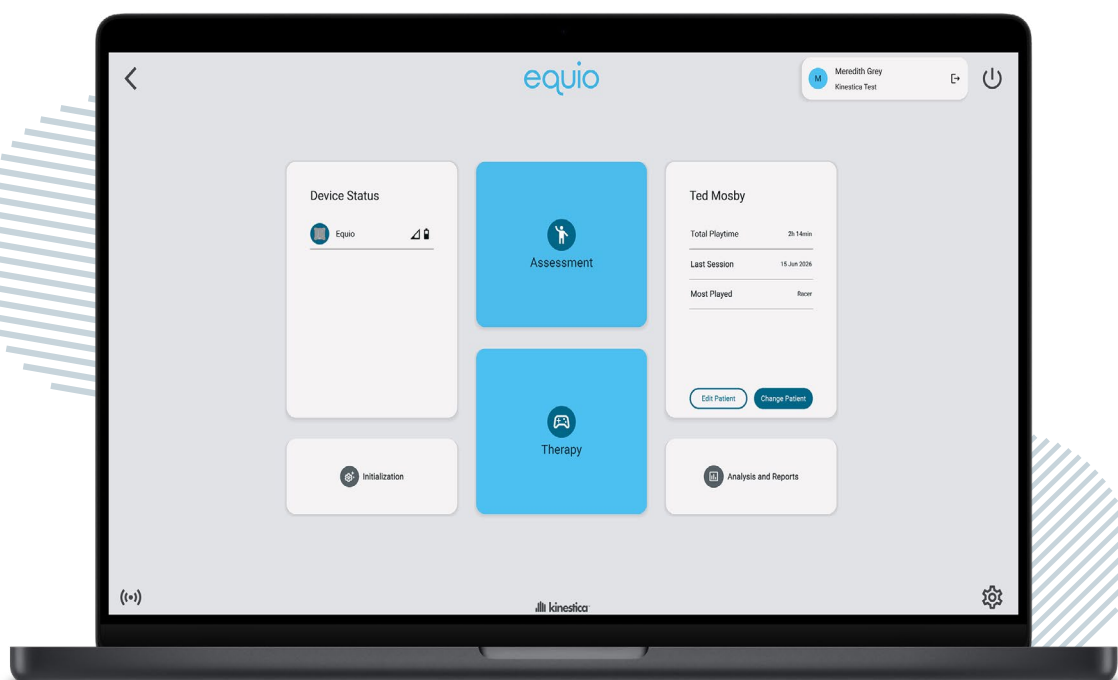
#### Patient Management

- Clinician login for increased data security,
- Institution-wide patient profile access,
- More user-friendly reporting for progress tracking.



#### Therapy

- More comprehensive therapy programmes for a more seamless experience,
- A wide variety of new games.

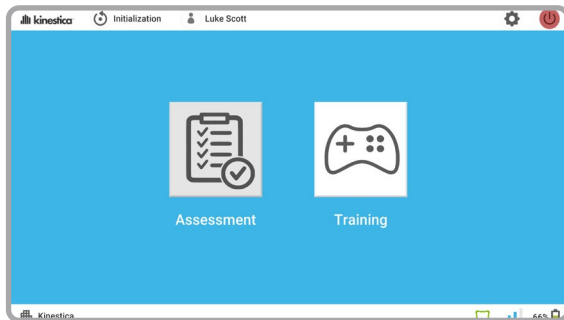


# equio 300

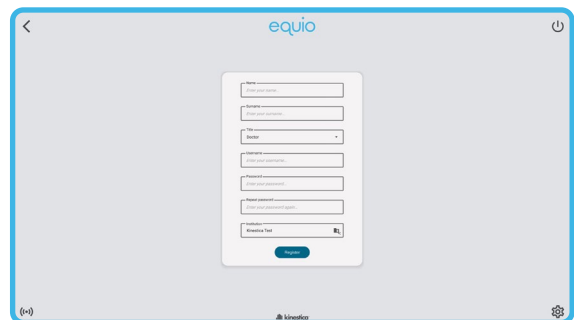
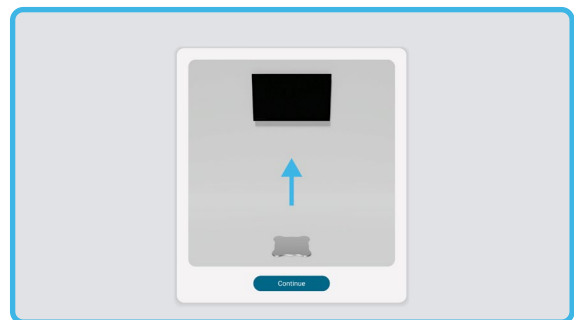
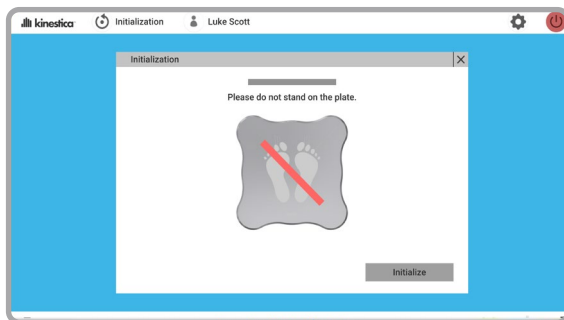
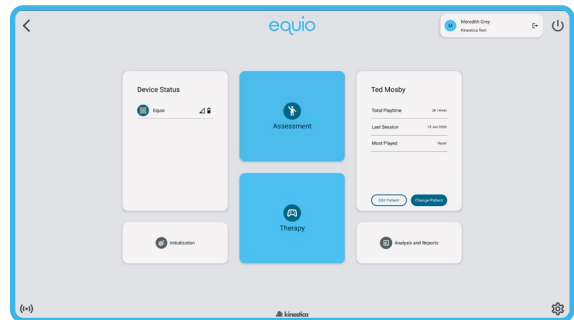
Quick Software Comparison

USER INTERFACE

Equio 200



Equio 300




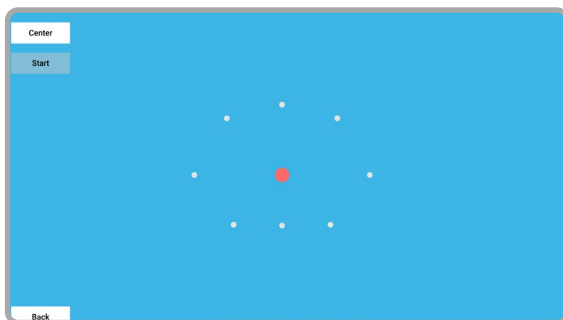



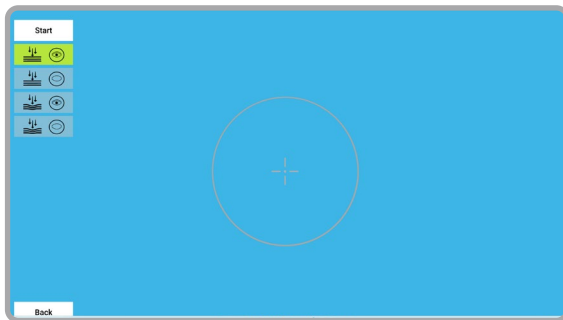
# equio 300

Quick Software Comparison

Equio 200

Equio 300

ASSESSMENTS

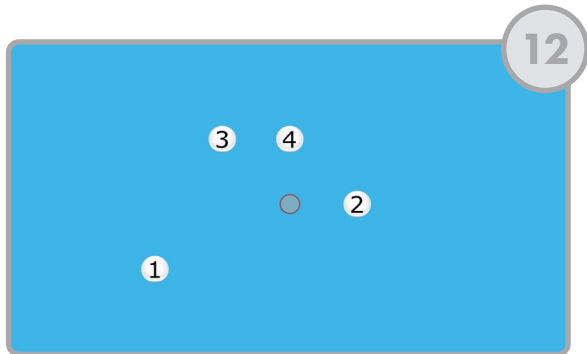


# equio 300

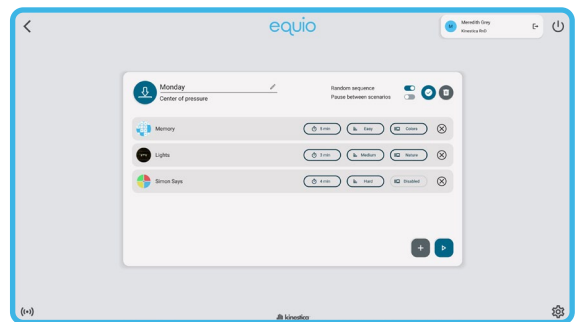
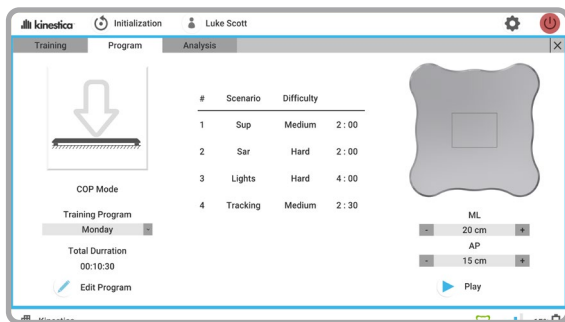
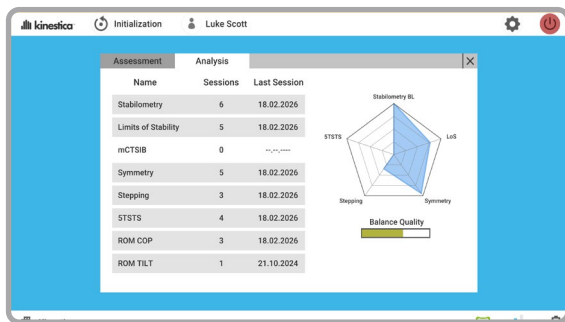
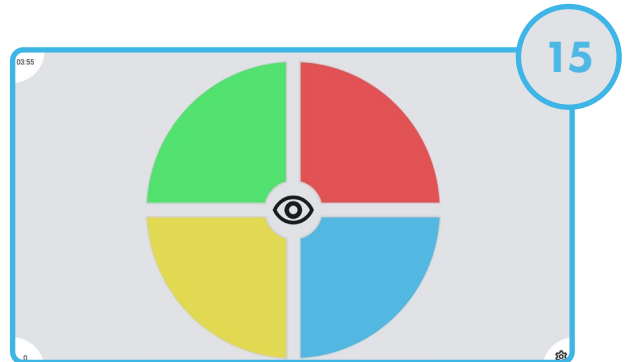
## Quick Software Comparison

THERAPY GAMES

Equio 200



Equio 300



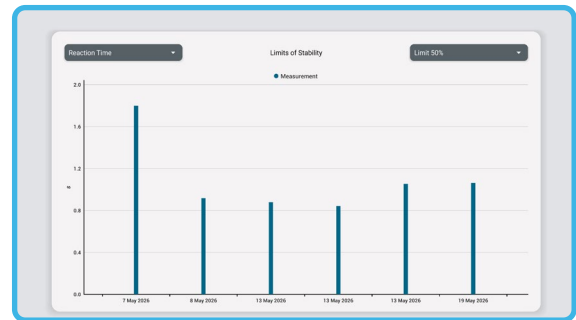
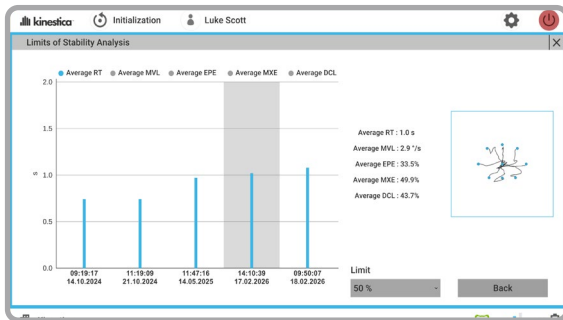
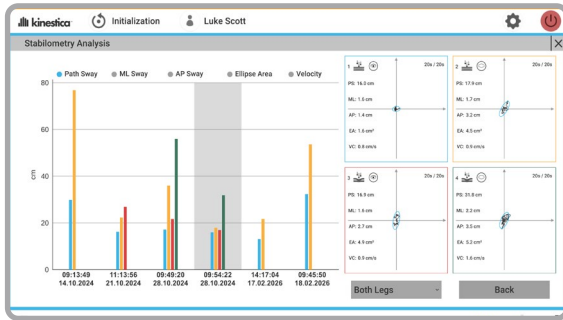
# equio 300

## Quick Software Comparison

### Equio 200

### Equio 300

REPORTING



# equio 300

## How To Upgrade

Upgrading to Equio 300 is as simple as following the steps outlined below.

For our distributors, **demo units will be upgraded free of charge**. Existing customers using Equio 200 or earlier versions can upgrade by transitioning to our new licensing model. Those customers who purchased Equio units with the licensing model can upgrade to Equio 300 free of charge. For full details on the licensing terms, please refer to the corresponding document which was provided together with our price list.

- 1** **Contact us** over email with the serial number of your demo device so we can include it in the new database and send you the downloadable file for installation.
  - 2** **Download** the .msix file you will receive through a download link.
  - 3** **Double click** the .msix file and click the Install button.
  - 4** **Run the programme** and create a new clinician login for yourself. You will have to remember the username and password you create.
- !** Remember that Equio 300 is now a cloud-based software, so your computer will have to be **connected to the internet** to be able to use Equio's full functionality.

